



**REGULAR MEETING OF BJCTA BOARD OF DIRECTORS
ROLL CALL**

Wednesday, June 27, 2018

BOARD MEMBERS	PRESENT	ABSENT	TARDY	VOTE			
				Res. No. 2018-25			
Davis, Ruby				Y N A	Y N A	Y N A	Y N A
Jones, LeDon				Y N A	Y N A	Y N A	Y N A
Powe, Kevin				Y N A	Y N A	Y N A	Y N A
Sellers, Rev. Patrick				Y N A	Y N A	Y N A	Y N A
Smith, Theodore "Ted"				Y N A	Y N A	Y N A	Y N A
Weinberg, Martin				Y N A	Y N A	Y N A	Y N A
Harwell, Donald				Y N A	Y N A	Y N A	Y N A
Lassiter, Johnnye P.				Y N A	Y N A	Y N A	Y N A
Cunningham, Darryl				Y N A	Y N A	Y N A	Y N A



Birmingham-Jefferson County Transit Authority
1801 Morris Avenue · Post Office Box 10212 · Birmingham, Alabama 35203-0212

REGULAR MEETING OF THE BOARD OF DIRECTORS

Wednesday, June 27, 2018

12:00 p.m.

AGENDA

- I. Call to Order**
- II. Roll Call**
- III. Invocation**
- IV. Pledge of Allegiance**
- V. Safety Message**
- VI. Adoption of Agenda**
- VII. Adoption of Minutes**
 - A. Regular Board Meeting – May 23, 2018
 - B. Committee Meeting of the Whole- June 20, 2018
- VIII. Chairman’s Report**
- IX. Resolutions for Consideration and Approval**
 - A. **Resolution 2018-25:** Authorization for the Interim Executive Director to contract with AT WORK UNIFORMS to provide supervisor’s uniform items for the Birmingham- Jefferson County Transit Authority.
- X. Interim Executive Director’s Report**
 - A. Financial Report

XI. Old Business

A. FY19 Budget Work Session

XII. New Business

A. Vice-Chair's Report on Bessemer Development

XIII. Public Comment

XIV. Adjournment



Birmingham-Jefferson County Transit Authority
1801 Morris Avenue · Post Office Box 10212 · Birmingham, Alabama 35203-0212

REGULAR MEETING OF THE BOARD OF DIRECTORS MEETING MINUTES

Wednesday, May 23, 2018
12:00 p.m.

Call to Order

Chair Ruby Davis called the meeting to order at 12:03pm in the Birmingham- Jefferson County Transit Authority Board Room located at 1801 Morris Avenue, Birmingham, AL.

Roll Call

(P) Present (A) Absent (T) Tardy

Directors

Ruby Davis (P); LeDon Jones (T); Kevin Powe (P); Patrick Sellers (P); Theodore “Ted” Smith(P); Martin Weinberg (P); Donald Harwell (P); Johnnye P. Lassiter (P); Darryl Cunningham (P)

Alisha Hinson, Board Administrator, announced that a quorum was present.

BJCTA Staff/ Others Present

Christopher Ruffin, Adrian Solomon, Alisha Hinson, Karen Jacobs, Myrna Pittman, Erica Jackson, Peter Walcott, Dale Knutson, Darryl Grayson, Deirdre Byrd, Stephanie Walker, Joshua Johnson, Allen Perdue, Christy Howard, Wytangy Peak, Justin Ridgeway, April Penchion, Christina Griggs, Willie Drakeford, Shahanica Gales, Adrell Meadows, Dorothy George, Khaia Wheeler, Carissa Pickett, Melissa Cobbin, J.O. Hill (TCAB), Mariah Elley (Visitor), Roy Johnson (al.com), Chris Bolling (Birmingham PD), Anna Brown, Don Ervin (Barber), Elizabeth French (Visitor), Don Anchors (AL Trucking Assoc.)

- III. Director Kevin Powe provided the **Invocation**.
- IV. Director Donald Harwell lead the **Pledge of Allegiance**
- V. Director of Safety Dale Knutson introduced Don Anchors, Director of Risk Management from Alabama Trucking Association to provide the **Safety Message** about the Alabama Trucking Association Workman’s Compensation Fund.

- Director Harwell questioned what the experience modification rate was; Anchors stated that he did not know, but would get back with him with the answer.

-

VI. Adoption of the Agenda

A. Director Sellers moved to Adopt the Agenda; it was seconded by Director Harwell

- Director Lassiter questioned which agenda was it that she should go by because she had two (2). Chairman Cunningham referred to Board Administrator Alisha Hinson for the answer. There had been a missing item on the agenda that had been placed on the agenda prior to the meeting beginning, therefore a new agenda was printed and passed out to the board.
- Director Lassiter then questioned why Resolution 2018-21 was on the correct agenda if it failed at the Committee Meeting. The chairman quoted Article 2 of the BJCTA Bi-Laws with the answer. Director Lassiter continued to question who gave anyone the authority to add anything to the agenda. Mrs. Hinson stated that she was advised to add it to the agenda.
- The chairman asked for the question, Attorney Courtney French stated that there had already been a motion and a second. Director Davis requested a Roll Call Vote. Chairman Cunningham requested a Point of Order for everyone to wait until acknowledged by the chairman before they speak, then permitted the Roll Call Vote.

Roll Call Vote

Directors: Ruby Davis (N); Kevin Powe (Y); Patrick Sellers (Y); Theodore "Ted" Smith (Y); Martin Weinberg (N); Donald Harwell (Y); Johnnye P. Lassiter (N); Darryl Cunningham (Y)

VII. Adoption of Minutes

A. Regular Board Meeting- April 25, 2018

B. Special Called Board Meeting- May 1, 2018

C. Committee of the Whole Meeting- May 16, 2018

- Director Lassiter questioned why they would approve some minutes that they had just received. Chair Cunningham stated that we would be conducting the meeting in a professional manner.
- Chairman Cunningham proposed the question to adopt the minutes. The vote rendered a vote of six (6) "I's" and two (2) "No's" (Director Lassiter and Director Davis voted "No")

VIII. Chair's Report

- Chair Cunningham stated that he wanted to recognize some people in the organization that are working diligently during the transition of the organization. The chairman along with Director Harwell, presented the Executive Staff with Certificates of Recognition.
- The record notes that Director LeDon Jones arrived at 12:28pm.
- Committee Appointments- Chairman Cunningham stated that he wishes to postpone that portion of the agenda at this time.

IX. Resolutions for Consideration and Approval

- A. Resolution 2018-21:** Authorization for the Interim Executive Director to Exercise the First of Two (2) Optional, One (1) Year Extensions, of the Existing Agreement with FUSTON, PETWAY & FRENCH, LLP to Provide Legal Services to BJCTA.
- Director Davis stated that Director Lassiter was in the Ladies Room and requested if the meeting could wait until she came back. Chairman Cunningham requested that Director Davis check on Director Lassiter to make sure that she was ok
- Director Sellers moved to adopt the resolution; it was seconded by Director Powe and was approved by general consent.**
- B. Resolution 2018-22:** Authorization to Celebrate "National Dump the Pump Day" and provide free rides to customers on June 21, 2018.
- **Director Harwell moved to adopt the resolution; it was seconded by Director Sellers and approved by general consent.**
- C. Resolution 2018-24:** For the BJCTA Board of Directors to accept the request made by Deborah Byrd Walker on March 28, 2018 to terminate all legal services provided by Deborah Byrd Walker effective immediately.
- Director Sellers stated his unrediness because he said that there should not be a need for a resolution for this matter because the vendor requested to terminate her own contract.
 - **Director Weinberg moved to adopt the resolution; it was seconded by Director Harwell and approved by Roll Call Vote:**
- Roll Call Vote**
Directors: Ruby Davis (N); LeDon Jones (Y); Kelvin Powe (Y); Patrick Sellers (Y); Theodore "Ted" Smith (Y); Martin Weinberg (N); Donald Harwell (Y); Johnnye P. Lassiter (N); Darryl Cunningham (Y)

X. Executive Director's Report

- A. Financial Report-** Finance Director, Karen Jacobs presented the financial reports. Financial Reports are included in Director Point.

XI. Old Business

- A. Chairman Cunningham mentioned the upcoming FY19 Budget Work Session.

**XII. New Business
(NONE)**

XIII. Public Comment

- TCAB President J.O. Hill provided information on the history of BJCTA, with a subtopic of “History of a Broken System”. He provided names of Executive Directors from the past twenty-four (24) years.
- Chairman Cunningham recognized Birmingham City Councilors Steven Hoyt, John Hilliard, as well as Attorney Earl Hilliard, Jr.

- **Director Sellers moved to go into Executive Session to discuss pending litigation and approved with a unanimous Roll Call Vote at 12:55pm:**
Roll Call Vote

Directors: Ruby Davis (Y); LeDon Jones (Y); Kelvin Powe (Y); Patrick Sellers (Y); Theodore “Ted” Smith (Y); Martin Weinberg (Y); Donald Harwell (Y); Johnnye P. Lassiter (Y); Darryl Cunningham (Y)

- **Director Harwell moved to reconvene from Executive Session at 1:18am; it was seconded by Director Sellers and approved unanimously by Roll Call Vote:**

Roll Call Vote

Directors: Ruby Davis (Y); LeDon Jones (Y); Kelvin Powe (Y); Patrick Sellers (Y); Theodore “Ted” Smith (Y); Martin Weinberg (Y); Donald Harwell (Y); Johnnye P. Lassiter (Y); Darryl Cunningham (Y)

- **Director Weinberg made a motion to officially terminate the Executive Director, Barbara Murdock; it was seconded by Director Davis and approved by Roll Call Vote:**

Roll Call Vote

Directors: Ruby Davis (Y); LeDon Jones (Y); Kelvin Powe (Y); Patrick Sellers (N); Theodore “Ted” Smith (A); Martin Weinberg (Y); Donald Harwell (Y); Johnnye P. Lassiter (Y); Darryl Cunningham (A)

XIV. Adjournment

Director Lassiter moved to dismiss the May Board Meeting at 1:18pm



Birmingham-Jefferson County Transit Authority
1801 Morris Avenue · Post Office Box 10212 · Birmingham, Alabama 35203-0212

COMMITTEE OF THE WHOLE MEETING MINUTES

Wednesday, June 20, 2018
12:00 p.m.

I. Call to Order

Chairman Darryl Cunningham called the meeting to order at 12:00 noon.

II. Roll Call

(P) Present (A) Absent (T) Tardy

Directors

Ruby Davis (T); LeDon Jones (A); Kevin Powe (T); Martin Weinberg (P); Theodore “Ted” Smith (P); Patrick Sellers (P); Donald Harwell (P); Johnnye P. Lassiter (P); Darryl Cunningham (P);

Alisha Hinson-Mitchell, Board Administrator, announced that a quorum was present.

BJCTA Staff/ Others Present

Christopher Ruffin, Adrian Solomon, Alisha Hinson-Mitchell, Deirdre Byrd, Peter Walcott, Josh Johnson, Dale Knutson, Myrna Pittman, Darryl Grayson, Stephanie Walker, Willie Drakeford, Erica Jackson, Allen Perdue, Marketta Stevens, Shahanica Gales, Justin Ridgeway, Carissa Pickett, Thomas Yuill, Melissa Cobbin, Khaia Wheeler, April Penchion, Adrell Meadows, Wytangy Peak, Dorothy George, Christy Howard, Mikesha Harvill, Sam Ford (FUSTON, PETWAY & FRENCH), Courtney French (FUSTON, PETWAY, & FRENCH), Christin French (FUSTON, PETWAY & FRENCH), Jonathan Austin, Nancy Owen, J.O. Hill (TCAB), Roy Johnson (al.com), Gregory Roddy (Union 728), Georgia Richardson (Citizen), Alice Gordon-Holloway (SkyeConnect), Katie Beck (Style), Emily Whitmire (Style), Al Cardan (Style)

III. Adoption of the Agenda

- Director Sellers moved to Adopt the Agenda; it was seconded by Director Lassiter and approved by general consent.

IV. Items for Information and/or Discussion

A. Interim Executive Director's Report

- Interim Executive Director Christopher Ruffin stated that Birmingham Mayor Randall Woodfin has cut funding for BCTA in half to \$5.4 million and placing the other half (\$5.5 million) of the normal \$10.8 million into a line item named "Future Transit Projects".
- Planning Director Josh Johnson spoke on the drastic impact a great decrease in transit funding would cause.
- Director Sellers reiterated how bad the situation will be for not only for Fixed Route ridership, but also Paratransit, and for Federal Funding.
- Planning Director Johnson stated that BJCTA is currently working with the county's office to get a more regional focus than what is currently in place.
- Director Johnnye P. Lassiter asked Planning Director Johnson if there was anything on paper yet for a more regional plan. Planning Director Johnson stated that he is currently looking at every angle possible including other municipalities
- Grants Director Stephanie Walker reported on a \$12M grant that the Transit Authority applied for (Low Emissions- No Emissions Grant). This grant would help replace some diesel fueled buses with electric buses.
- BJCTA received many Support Letters in supporting the efforts of providing cleaner rides to the City of Birmingham.
- Director Lassiter questioned whether or not the support letters were requested by each participating municipality. Interim Executive Director Ruffin stated that the request had indeed been sent to all municipalities.
- Interim Executive Director Ruffin stated that the Authority put out a Request for Proposal (RFP) for a Public Relations Consulting Firm, and requested that Procurement Manager Grayson speak more on the subject.
- Manager Grayson stated that the entire scope of work is listed on the Max Transit website.
- Director Weinberg questioned what the Authority has been doing in the absence of a Communications Director. Chief of Staff Adrian Solomon stated that the Marketing Department has been handling all public relations affairs.
- Director Lassiter questioned whether all vacant positions have been advertised on the website. Interim Executive Director answered by saying "Yes ma'am, they have".
- Interim Executive Director Ruffin has been appointed to the Salvation Army Advisory Board and will take part in the first meeting on Thursday, June 21, 2018 at 7:30a.m.
- The Interim Executive Director requested that Mikesha Harvill speak on the 13th Annual Dump the Pump Day on Thursday, June 21, 2018, where the

Authority is asking the public to take public transportation “FREE OF CHARGE” for the entire day.

B. Chief of Staff Report

- Chief of Staff Report is included in Director Point on Page 5.

C. Departmental Reports

- Financial Report- Payroll Administrator, Willie Drakeford presented the financial reports. Financial Reports are included in Director Point beginning on page 6.
- Departmental Highlights-(Operations, Maintenance, Customer Service & Communications, Grants, Procurement, Planning, Safety, and Administration) All departmental reports are included in Director Point.

D. Governmental Relations Update

- Governmental Relations update was provided by Daryl Perkins, and is included in Director Point

E. TCAB Update

- TCAB Update was provided by J.O. Hill and is included in Director Point

V. Resolutions for Consideration & Recommendation:

A. Resolution 2018-25: Authorization for the Interim Executive Director to contract with AT WORK UNIFORMS to provide supervisor’s uniform items for the Birmingham- Jefferson County Transit Authority.

The motion was made by Director Sellers; it was seconded by Director Smith and approved by general consent to go before the full board.

VI. Old Business

A. Committee Appointments- Chairman Cunningham reported the new committees and reported who the chairs for those committees are.

- **Governance Committee-** Chairman, Vice- Chair, Secretary of the Board, and the Executive Director. The Departments reporting to the Governance Committee are: Chief of Staff, Human Resources

- **Planning & Development Committee-** Director Ted Smith, Chair. The departments reporting to the Planning & Development Committee are: Contracts & Procurement, Customer Care & Marketing, Information Technology, Planning & Development, and Safety & Security.

- **Performance Oversight Monitoring Committee-** Director LeDon Jones, Chair. The departments reporting to the Performance Oversight Monitoring Committee are: Finance, Grants, Maintenance, and Operations.

- B. **Budget FY19**- Considering the enormous cut taken from the operation, the Authority will have to go back and establish a budget to reflect the major cut received by the City of Birmingham.

VII. New Business

- A. **World Games Preparedness Team Establishment**- The Authority will be establishing a team, over the next few weeks to help prepare the organization for the 2021 World Games. Members, plans, and goals will be shared in the upcoming weeks.

- B. **Board Member Training Schedule**- The next dates for board member training will be announced in the upcoming Board Meeting.

- Director Lassiter stated that previously, the board has always made adjustments to the Interim Executive Director's salary, and to date, no one has said anything. Director Sellers stated that it would be the responsibility of the Governance Committee. Chairman Cunningham stated his endorsement to the Interim Executive Director.

VIII. Adjournment

- **Director Sellers moved to adjourn the Committee Meeting; it was seconded by Director Smith and adjourned at 1:30p.m.**

**Birmingham-Jefferson County Transit Authority
STAFF SUMMARY AND COMMENTS**

TITLE/DESCRIPTION: Authorize the Interim Executive Director to contract with AT WORK UNIFORMS to provide supervisor's uniform items for the Birmingham-Jefferson County Transit Authority	RESOLUTION NO.: 2018 - 25
	DATE: June 2018
	INITIATOR: Procurement Dept.
ACTION REQUEST: <input checked="" type="checkbox"/> Approval <input type="checkbox"/> Review/Comment <input type="checkbox"/> Information Only <input type="checkbox"/> Other _____	

- 1.0 **Purpose/Objective:** To Authorize the Interim Executive Director to procure supervisor's uniform items from At Work Uniforms for BJCTA Operations Department.
- 2.0 **Description/Justification:** BJCTA has developed and applies "standards of excellence" include professional appearances. Approximately 25 supervisors are provided an allotment to purchase a combination of a coat, an optional sweater, vest, tunic, shirt, pant, skirt, tie and scarf. These supervisors are under the Operations Department.
- 3.0 **Procurement Background:** On April 10, 2018, BJCTA issued IFB #18-06 (Invitation for Bid) to procure supervisor's uniform items. Two (2) bids for this solicitation was received. **AT WORK UNIFORMS** meets the requested specifications within the IFB, with the lowest pricing.
- 4.0 **Policy Impact:** Expenditures exceeding \$25,000 must be approved by the Board of Directors.
- 5.0 **Economic Impact:** The estimated annual cost of \$7,625 is based on the annual allotment multiplied by the number of supervisors (25); and the expected total cost for five (5) years will be \$38,125.00. The anticipated contract period will be for a three (3) year period with two (2) 1-year renewal options.
 - a) **Source Funding** – Local Funding
 - b) **Verified By** – Finance Department
- 6.0 **Recommendations:** Authorize the Interim Executive Director to procure supervisor's uniform items from **AT WORK UNIFORMS, Orange Beach, Alabama.**
- 7.0 **Alternatives:** Do not procure uniforms for supervisors.
- 8.0 **Attachments:** None

Christy Howard

Christy Howard - Purchasing Agent



Birmingham-Jefferson County Transit Authority
1801 Morris Avenue – 2nd Floor - Birmingham, Alabama 35203
Phone (205) 521-0101
Website: www.maxtransit.org

Resolution No. 2018 – 25

Authorize the Interim Executive Director to contract with AT WORK UNIFORMS, INC to provide supervisor’s uniform items for the Birmingham-Jefferson County Transit Authority

WHEREAS, the Birmingham-Jefferson County Transit Authority (“BJCTA”) is a duly authorized public corporation established by the Alabama Legislature to provide public transportation in Jefferson County and the metropolitan area of Birmingham, Alabama; and

WHEREAS, Invitation for Bid - IFB #18-06 was issued to procure supervisor’s uniform items for BJCTA; and

WHEREAS, Two (2) companies responded to the proposal. This company was responsive; and

WHEREAS, it is recommended that the BJCTA procure supervisor’s uniform items from **At Work Uniforms**; and

WHEREAS, **At Work Uniforms** proposes to provide uniform items in accordance with the attached cost within the proposal; and

WHEREAS, the Authority deems the bid submitted by **At Work Uniforms** to be fair and reasonable.

NOW, THEREFORE, BE IT RESOLVED, by the Board of Directors of the BJCTA as follows:

Section 1. The Interim Executive Director is hereby authorized to procure supervisor’s uniform items from **At Work Uniforms**. The 1-year contract cost, not to exceed \$7,625.00, is based on the annual allotment multiplied by the number of supervisors (25); and the total expected cost includes the three (3) year period with two (2) 1-year renewal options should not exceed **\$38,125.00**.

Section 2. This resolution is effective immediately upon approval and adoption.

Adopted: June _____, 2018

Darryl Cunningham, Chairman

Attest: _____
Donald A. Harwell, Secretary/Treasurer

Birmingham-Jefferson County Transit Authority
STAFF SUMMARY AND COMMENTS

TITLE/DESCRIPTION:	RESOLUTION NO.: N/A
Finance - Financial & Investment Highlights for Period Ending May 31, 2018	DATE: May 31, 2018
	INITIATOR Finance Department
ACTION REQUEST: <input type="checkbox"/> Approval <input type="checkbox"/> Review/Comment <input checked="" type="checkbox"/> Information Only <input type="checkbox"/> Other	

Financial Highlights

- As of the May 31, 2018 Balance Sheet, assets were \$67,776,761.56 while total liabilities were \$34,780,810.96.
- The Income Statement for the month ending May 31, 2018, details year to date revenues of \$25,853,711.60 and expenses of \$26,556,015.22 resulting in a negative difference of \$702,303.62.
- The total cash and cash equivalents as of May 31, 2018 was \$11,739,740.40 of which \$11,519,370.02 was the balance in our operating and money market accounts. Our Capital account balance is \$10,000.00.

	<u>FY18 YTD Actual</u>	<u>FY18 YTD Budget</u>	<u>Variance</u>
Budgeted Items			
Revenues	22,423,370	23,932,628	(1,509,258)
Expenses	<u>21,902,662</u>	<u>24,050,447</u>	<u>(2,147,785)</u>
Net	520,708	(117,819)	638,527
Non Budgeted Items			
Revenues	3,430,342	2,197,811	1,232,531
Expenses	<u>4,653,354</u>	<u>4,653,354</u>	<u>-</u>
Net	(1,223,012)	(2,455,543)	1,232,531
Combined Net	(702,304)	(2,573,362)	1,871,058

Total overall variance with the budget is a positive \$1,871,058

- Attached are the Balance Sheet, Income Statement and Performance Graphs, Cash Balance Summary, Financial and Investing Report, Overtime, Variance Analysis, CNG Revenue, Paratransit Cost per Ridership, Temporary Labor Trend, and Commission Revenue Trend reports.

**Birmingham-Jefferson County Transit Authority
STAFF SUMMARY AND COMMENTS**

TITLE/DESCRIPTION: Finance Department Status Report	RESOLUTION NO.: N/A
	DATE: May 2018
	INITIATOR: Finance Department
ACTION REQUEST: <input type="checkbox"/> Approval <input type="checkbox"/> Review/Comment <input checked="" type="checkbox"/> Information Only <input type="checkbox"/> Other	

Purpose/Objective

The objective of financial reporting is to track, analyze and report the results. The purpose of these reports is to examine the financial performance of the organization. This information enables the Board to gauge the financial health of Birmingham-Jefferson County Transit Authority (BJCTA).

Financial Overview: Provide the current conditions of BJCTA

- Passenger Fares .06% from budgeted. This is first time this fiscal year
- Overtime was down 8.7% vs. same period last year.
- For the month of May, spent \$2,784,401.52 on payroll, taxes and accounts payable
- Based on the 3 month operating expenses, BJCTA is over \$6,208,123.28 in reserve.
- Received payment from Birmingham for April-June Contract Services.
- Received October-April Preventative Maintenance funds from FTA

Other Activities

- Worked on requested information from the Attorney General office on pending litigation.
- Presented the Budget to Board and Staff at a Special Called meeting on May 1, 2018.
- Held a budget workshop on May 30th for Board members.
- Attended Senior staff meetings
- Had meetings with Staff on issues that concern the day to day operating of the Finance Department.

Birmingham-Jefferson County Transit Authority
Comparative Balance Sheet

Fiscal Year: 2018	Period 8	May 2018	Division: 00 Balance Sheet		As of: 05/31/2018
			October Thru May		
			2018	2017	Variance
1000000000 ASSETS					
1010000000 CASH & CASH EQUIVALENTS					
1019999999	TOTAL - CASH & CASH EQUIVALENTS		\$11,739,740.40	\$13,386,024.24	(\$1,646,283.84)
1020000000 ACCOUNTS RECEIVABLE					
1029999999	TOTAL ACCOUNTS RECEIVABLE		\$2,836,452.14	\$7,111,408.53	(\$4,274,956.39)
1030000000 SUPPLY INVENTORY					
1039999999	TOTAL SUPPLY INVENTORY		\$1,819,774.07	\$1,920,219.95	(\$100,445.88)
1050000000 CONSTRUCTION & PROJECTS IN PROCESS					
1059999999	TOTAL CONST. & PROJ. IN PROCESS		\$191,908.00	\$865,355.98	(\$673,447.98)
1110000000 PROPERTY, PLANT & EQUIPMENT					
1119999999	TOTAL PROPERTY, PLANT & EQUIPMENT		\$45,352,508.89	\$25,191,421.02	\$20,161,087.87
1510000000 OTHER ASSETS					
1519999999	TOTAL OTHER ASSETS		\$5,836,378.06	\$6,267,935.73	(\$431,557.67)
1999999999	TOTAL ASSETS		\$67,776,761.56	\$54,742,365.45	\$13,034,396.11
2000000000 LIABILITES & EQUITY					
2000000001 LIABILITIES					
2010000000 ACCOUNTS PAYABLE					
2019999999	TOTAL ACCOUNTS PAYABLE		\$815,423.67	\$985,427.38	(\$170,003.71)
2020000000 ACCRUED PAYROLL & WITHHOLDINGS					
2039999999	TOTAL ACCRUED P/R & W/H		\$567,480.61	\$479,242.16	\$88,238.45
2040000000 CURRENT PORTION OF LT DEBT					

Birmingham-Jefferson County Transit Authority
Comparative Balance Sheet

Fiscal Year: 2018	Period 8	May 2018	Division: 00 Balance Sheet		As of: 05/31/2018
			October Thru May		
			2018	2017	Variance
2040199999	TOTAL CURRENT PORTION OF LT DEBT		\$0.00	\$0.00	\$0.00
2040500000	OTHER CURRENT LIABILITIES				
2059999999	TOTAL OTHER CURRENT LIABILITIES		\$32,436,705.68	\$34,633,563.33	(\$2,196,857.65)
2210000000	NON-CURRENT PORTION OF LT DEBT				
2219999999	TOTAL NON-CURRENT LT DEBT		\$0.00	\$0.00	\$0.00
2310000000	OTHER LIABILITIES				
2319999999	TOTAL OTHER LIABILITIES		\$961,201.00	\$939,299.00	\$21,902.00
2999999999	TOTAL LIABILITIES		\$34,780,810.96	\$37,037,531.87	(\$2,256,720.91)
3000000000	EQUITY				
3040000000	CONTRIBUTED CAPITAL				
3049999999	TOTAL CONTRIBUTED CAPITAL		\$14,725,426.00	\$0.00	\$14,725,426.00
3050000000	RETAINED EARNINGS				
3059999999	TOTAL RETAINED EARNINGS		\$18,270,524.60	\$17,704,833.58	\$565,691.02
3999999997	TOTAL EQUITY		\$32,995,950.60	\$17,704,833.58	\$15,291,117.02
3999999998	TOTAL LIABILITIES & EQUITY		\$67,776,761.56	\$54,742,365.45	\$13,034,396.11

**BJCTA
INCOME STATEMENT
May31, 2018**

May-18 Actual	May-18 Budget	May-18 \$ Variance	May-18 % Variance	May-17 Actual	CY vs PY \$ Variance	Title	May-18 Actual	May-18 Budget	YTD \$ Variance	YTD % Variance	PY YTD Actual	CY YTD vs PR YTD \$ Variance	Annual Budget	Unrecognized Rev / Unexpended Exp
16,229	40,432	(24,203)	-59.86%	15,428	800	5060100001 Insurance - Property & Liability	129,811.55	323,455	(193,644)	-59.87%	120,384	9,428	485,183	355,371
3,478	3,148	330	10.47%	3,306	171	5060100002 Insurance - Public Officials	27,816.75	25,183	2,633	10.46%	25,797	2,020	37,775	9,958
96,213	115,316	(19,103)	-16.57%	91,469	4,744	5060103003 Insurance - Vehicle	769,597.10	922,526	(152,929)	-16.58%	713,705	55,892	1,383,789	614,192
-	-	-	0.00%	-	-	5060203001 Insurance Proceeds	(41,603.41)	-	(41,603)	0.00%	(64,967)	23,364	-	41,603
15,540	28,506	(12,966)	-45.48%	74,387	(58,846)	5060416501 Property Damage Settlements	170,278.68	228,051	(57,772)	-25.33%	321,525	(151,246)	342,076	171,797
131,459	187,402	(55,942)	-29.85%	184,590	(53,131)	5069999999 TOTAL CASUALTY & LIABILITY COST	1,055,901	1,499,215	(443,315)	-29.57%	1,116,443	(60,542)	2,248,823	1,192,922
3,986	4,117	(131)	-3.18%	4,117	(131)	5090100001 Dues & Subscriptions	36,375.02	32,938	3,437	10.43%	33,592	2,783	49,407	13,032
6,811	7,904	(1,093)	-13.83%	22,449	(15,638)	5090200001 Travel	86,496.69	63,230	23,267	36.80%	72,648	13,849	94,845	8,348
5,446	3,226	2,220	68.80%	2,696	2,750	5090200002 Per Diem	30,630.03	25,810	4,820	18.67%	16,924	13,706	38,715	8,085
17,494	9,741	7,752	79.58%	89,118	(71,625)	5090200003 Meetings, Seminars & Training	124,543.49	77,932	46,612	59.81%	183,945	(69,402)	116,897	(7,646)
47,563	31,250	16,313	52.20%	171,113	(123,549)	5090218105 Planning Activities	240,926.53	250,000	(9,073)	-3.63%	1,337,241	(1,096,315)	375,000	134,073
-	8	(8)	-100.00%	102	(102)	5090600001 Fines & Penalties	218.79	67	152	228.32%	102	117	100	(119)
252	2,708	(2,456)	-90.70%	(116)	368	5090800001 Legal Advertising	10,225.35	21,667	(11,441)	-52.81%	2,265	7,961	32,500	22,275
21,025	30,833	(9,809)	-31.81%	17,439	3,585	5090800002 Media Advertising	90,828.16	246,667	(155,838)	-63.18%	33,648	57,180	370,000	279,172
426	512	(86)	-16.83%	818	(392)	5099900001 Postage & Courier Service	3,462.26	4,095	(633)	-15.46%	4,003	(541)	6,143	2,681
-	29	(29)	-100.00%	0	(0)	5099900002 Other Miscellaneous	145.03	233	(88)	-37.83%	449	(304)	350	205
1,566	2,667	(1,101)	-41.28%	-	1,566	5099900003 Educational - Tuition Reimbursement	12,559.06	21,333	(8,774)	-41.13%	12,529	30	32,000	19,441
54	292	(238)	-81.48%	-	54	5099900004 Interview Expenses	223.02	2,333	(2,110)	-90.44%	129	94	3,500	3,277
28	113	(85)	-75.20%	100	(72)	5099901105 Fees & Permits	366.15	900	(534)	-59.32%	1,143	(777)	1,350	984
9,643	7,083	2,560	36.14%	20,244	(10,601)	5099900006 Community Outreach	82,579.16	56,667	25,913	45.73%	87,147	(4,568)	85,000	2,421
-	-	-	0.00%	-	-	5099900007 Bad Debt	518.00	518	-	0.00%	-	518	-	(518)
-	-	-	0.00%	-	-	5099900008 RPC NTD Data	75,000.00	75,000	-	0.00%	75,000	-	75,000	-
-	4,167	(4,167)	-100.00%	1,750	(1,750)	5099900009 Moving Expenses	14,831.27	33,333	(18,502)	-55.51%	15,278	(447)	50,000	35,169
114,294	104,651	9,643	9.21%	329,830	(215,537)	5099999999 TOTAL MISCELLANEOUS EXPENSES	809,928	912,205	(102,277)	-11.21%	1,876,043	(1,066,115)	1,330,807	520,879
-	-	-	0.00%	-	-	5110117102 Interest Expense Short Term Obligation	-	-	-	0.00%	-	-	-	-
-	-	-	0.00%	-	-	5110117102 TOTAL INTEREST EXPENSE	-	-	-	0.00%	-	-	-	-
4,615	1,660	2,955	178.07%	4,230	385	5121200001 Leases & Rentals	42,400.98	13,277	29,124	219.35%	46,141	(3,740)	19,916	(22,485)
4,615	1,660	2,955	178.07%	4,230	385	5129900099 TOTAL LEASES & RENTALS	42,401	13,277	29,124	219.35%	46,141	(3,740)	19,916	(22,485)
302,535	302,535	-	0.00%	278,406	24,129	5130000001 Depreciation Expense	2,455,545	2,455,545	-	0.00%	2,088,667	366,878	2,455,545	-
302,535	302,535	-	0.00%	278,406	24,129	5139900099 TOTAL DEPRECIATION EXPENSE	2,455,545	2,455,545	-	0.00%	2,088,667	366,878	2,455,545	-
257,802	257,802	-	0.00%	430,035	(172,233)	5160000001 Pass Thru Funding Expense	2,197,809	2,197,809	-	0.00%	3,269,667	(1,071,858)	2,197,809	-
257,802	257,802	-	0.00%	430,035	(172,233)	5169900099 TOTAL OTHER RECONCILING ITEM	2,197,809	2,197,809	-	0.00%	3,269,667	(1,071,858)	2,197,809	-
3,306,182	3,551,028	(244,845)	-6.90%	3,932,064	(625,881)	9999999997 TOTAL EXPENSES	26,556,015	28,703,801	(2,147,786)	-7.48%	29,974,225	(3,418,209)	40,667,257	14,111,132
(308,481)	(257,265)	(51,215)	19.91%	(329,287)	20,806	9999999998 NET DIFFERENCE	(702,304)	(2,573,362)	1,871,058	-72.71%	3,163,333	(3,865,637)	(2,455,545)	5,446,869

CY = Current Year
PY = Prior Year
Unrecognized Revenue / Unexpended Expense = Remaining Annual Budget

BJCTA
Summary Revenue & Expense Report
YTD MAY 2018

	YTD Actual	YTD Budget	YTD Variance	Annual Budget	Unrealized Revenue Unexpended Funds
Operating Revenues:					
Passenger Fares	1,386,891	1,434,557	(47,666)	2,151,835	764,944
Municipal Services	11,577,289	11,000,501	576,788	16,500,752	4,923,462
Other Revenues	358,978	260,995	97,984	391,492	32,514
Tax Revenues	1,333,333	1,333,333	(0)	2,000,000	666,667
Capital Revenues	1,570,417	1,570,417	0	2,355,625	785,208
FTA Reimbursements - Project Admin	128,962	90,000	38,962	108,000	(20,962)
Federal and Local Grant Revenues	6,067,499	8,242,824	(2,175,326)	12,506,197	6,438,698
Total Operating Revenues	<u>22,423,370</u>	<u>23,932,628</u>	<u>(1,509,258)</u>	<u>36,013,901</u>	<u>13,590,531</u>
Non-Budget Revenues:					
FTA Reimbursements - Pass Thru Funds	2,197,811	2,197,811	0	2,197,811	0
FTA Reimbursements - ADA & TDP	490,130	0	490,130	0	(490,130)
CNG ALT. Fuel Reimbursements -	742,401	0	742,401	0	(742,401)
Total Non-Budget Revenues	<u>3,430,342</u>	<u>2,197,811</u>	<u>1,232,531</u>	<u>2,197,811</u>	<u>(1,232,531)</u>
Total Revenues	<u>25,853,712</u>	<u>26,130,439</u>	<u>(276,727)</u>	<u>38,211,712</u>	<u>12,358,001</u>
Expenses:					
Labor	9,628,714	9,381,427	247,287	14,087,524	4,458,810
Fringe Benefits	4,384,545	6,056,752	(1,672,207)	9,085,884	4,701,339
Services	2,533,514	2,383,911	149,603	3,575,866	1,042,352
Materials & Supplies	2,829,373	3,319,855	(490,482)	4,939,376	2,110,003
Utilities	618,286	483,805	134,481	725,707	107,421
Casualty & Liability Costs	1,055,901	1,499,215	(443,315)	2,248,823	1,192,922
Purchased Transportation	0	0	0	0	0
Miscellaneous Expenses	809,928	912,205	(102,277)	1,330,807	520,879
Transportation Enhancement Activities	0	0	0	0	0
Interest Expense	0	0	0	0	0
Leases & Rentals	42,401	13,277	29,124	19,916	(22,485)
Total Expenses	<u>21,902,662</u>	<u>24,050,447</u>	<u>(2,147,786)</u>	<u>36,013,903</u>	<u>14,111,242</u>
Non-Budget Expenses:					
Depreciation Expense	2,455,545	2,455,545	0	2,455,545	0
Pass Thru Funding Expense	2,197,809	2,197,809	0	2,197,809	0
Total Non-Budget Expenses	<u>4,653,354</u>	<u>4,653,354</u>	<u>0</u>	<u>4,653,354</u>	<u>0</u>
Total Expenses	<u>26,556,015</u>	<u>28,703,801</u>	<u>(2,147,786)</u>	<u>40,667,257</u>	<u>14,111,242</u>
Net Difference	<u>(702,304)</u>	<u>(2,573,362)</u>	<u>1,871,059</u>	<u>(2,455,545)</u>	<u>(1,753,241)</u>

	YTD Actual	YTD Budget	YTD Variance	Annual Budget	Unrealized Revenue Unexpended Funds
Total Operating Revenues	22,423,370	23,932,628	(1,509,258)	36,013,901	13,590,531
Total Operating Expenses	21,902,662	24,050,447	(2,147,786)	36,013,903	14,111,242
Net Operating Profit/(Loss)	520,708	(117,820)	638,528	(2)	(520,710)
Total Non-Budget Revenues	3,430,342	2,197,811	1,232,531	2,197,811	(1,232,531)
Total Non-Budget Expenses	4,653,354	4,653,354	0	4,653,354	0
Total Non-Budget Profit/(Loss)	(1,223,012)	(2,455,543)	1,232,531	(2,455,543)	(1,232,531)
Net Profit/(Loss)	(702,304)	(2,573,362)	1,871,059	(2,455,545)	(1,753,241)

**Birmingham-Jefferson County Transit Authority
Accounts Receivable Balances
As of May 31, 2018**

Advertising	\$ 46,966	current
Pass/Ticket Sales	\$ 17,670	\$524.20 over 90. \$452.00 over 60. \$5089. over 30. Remainder current.
Local Share Bus Shelters	\$ -	
Hoover	\$ -	Paid FY18 contract amount in November
Birmingham	\$ -	Sent quarterly bill out for April-June 2018-received payment on May 25th
Federal	\$ 500,000	Per grant schedules
Beer Tax	\$ 159,749	Paid monthly. Accrued is done evenly over the 12 months
Jeff Co Ad Valorem		Received in January
Homewood	\$ -	Received payment for 2nd and 3rd quarter.
Vestavia Hills	\$ -	Billed for FY18 Services. -Paid
Mtn Brook Ad Valorem		Received in January
Tarrant Ad Valorem		Received in January
Birmingham Ad Valorem		Received in January
Bessemer	\$ -	Received Apr-June 2018 payment for services
Midfield	\$ -	current
Jefferson County Tax	\$ 133,333	should be receiving these funds by fiscal year end.
Centerpoint	\$ -	Received Apr-June 2018 payment for services
Blue Cross Blue Shield	\$ -	Received payment to clear account. Next step is to close the MM acct. After Board approval
Alternative Fuel/Other	\$ 778,361	See Below
Employee	\$ 175	
Board	\$ 197	
	<u>\$ 1,636,452</u>	
Breakdown of A/R Other/Alt Fuel		
BBVA Compass		
Interest on Account	\$ 5,946	Interest-Current
CNG Billing	\$ 29,739	CNG manual billing. \$24.38 over 90; \$0 over 60; \$27,753.23 over 30. Remainder current.
Strada	\$ 275.26	sent invoice to vendor for hotel billing @Board Retreat-Contacted Strada for payment status
CNG Reimbursement from IRS	\$ 742,401	sent in IRS paperwork on 3/30 for 2017 CNG reimbursement. Should receive ck around end of June
	\$ -	
	<u>\$ 778,361</u>	

**Birmingham-Jefferson County Transit Authority
Accounts Receivable Write Offs
As of May 31, 2018**

**BJCTA
Financial & Investing Report
As of May 31, 2018**

	Balance @ 5/31/2018	Balance @ 4/30/2018	Balance @ 3/31/2018	Balance @ 2/28/2018	Balance @ 1/31/2018	Balance @ 12/31/2017
<u>CASH ACCOUNTS:</u>						
Money Market - BBVA Compass	7,682,242	1,309,488	1,141,220	962,581	780,139	612,230
Cash - Payroll - BBVA Compass	10,000	10,000	10,000	379,229	376,990	10,000
Cash - Operating - BBVA Compass	3,837,128	6,333,768	8,440,036	8,285,971	5,410,808	2,032,903
Capital Deposit - BBVA Compass	10,000	10,000	10,000	10,000	10,000	10,000
Cash - BJCTA Hardship Fund - BBVA Compass	-	-	-	-	-	-
Cash - Restricted Self Insured	200,000	200,000	200,000	200,000	200,000	200,000
Petty Cash - Maintenance	190	3	200	163	138	65
Petty Cash - Central Station	180	11	15	156	66	150
Total Cash Accounts	11,739,740	7,863,270	9,801,471	9,838,101	6,778,142	2,865,348
<u>INVESTMENTS:</u>						
Total Investments	-	-	-	-	-	-
Total Cash & Investments	11,739,740	7,863,270	9,801,471	9,838,101	6,778,142	2,865,348
<u>SHORT-TERM PAYABLES:</u>						
Accounts Payable	815,424	1,301,318	1,227,589	1,340,941	1,397,553	2,668,093
Accrued Payroll	488,806	432,219	270,386	540,455	539,448	586,394
Payroll Taxes	82,497	73,190	88,075	82,257	80,880	85,899
Other W/H Payable	(3,822)	(12,674)	2,507	(9,176)	6,827	7,505
Pension Expense Payable	-	-	-	-	-	-
Total Short-Term Payables	1,382,904	1,794,052	1,588,557	1,954,477	2,024,708	3,347,891
<u>DEBT:</u>						
Total Debt	-	-	-	-	-	-

**BJCTA
Cash Balances Summary
As of May 31, 2018**

	Balances
Total Cash & Investments	11,739,740.40
Less: Short-Term Payables	(1,382,904.28)
Un-encumbered Cash & Investments @5/31/18	10,356,836.12
Required Three Month Operating Expense Reserve**	4,148,712.84
Cash Over/(Under) Reserve Requirement	<u>6,208,123.28</u>

** - Reserve Amount Excludes Depreciation Expense and Pass Thru Funding

BJCTA
Commission Revenue Trend
As of May 31, 2018

	FY15	FY16	FY17	FY18
Commission Revenue	32,427	34,373	31,018	142,100
Total Commission Revenue	32,427	34,373	31,018	142,100

BJCTA
CNG Revenue
As of May 31, 2018

	FY15	FY16	FY17	FY18
Revenue	183,039	293,936	477,108	445,788
Gallons	91,519	146,968	238,534	222,894

BJCTA - Employee Overtime Report - MAY 2018

Department	Department Code	OT Hrs. MAY/17	OT MAY/17	OT Hrs. MAY/18	OT MAY/18	Fiscal YTD OT HRS	Fiscal YTD OT
Fixed Rte. Admin	01120/01122	2.44	\$ 17.21	43.21	\$ 474.64	97.78	\$ 1,027.21
VIP Admin	01130		\$ -		\$ -	0.00	\$ -
Fixed Rte. Road Sup.	01220	439.22	\$ 4,662.56	539.89	\$ 5,896.56	3934.22	\$ 43,061.12
VIP Dispatch	01230/01232	55.3	\$ 577.21	55.00	\$ 552.03	631.50	\$ 6,388.52
VIP Call Center	02115/02130	53.58	\$ 307.66	6.54	\$ 55.20	111.23	\$ 796.83
Fixed Route Ops	03025	2869.28	\$ 24,045.13	2877.02	\$ 25,547.80	19391.71	\$ 171,674.83
VIP Ops	03135	1172.54	\$ 8,417.24	934.19	\$ 6,709.31	7862.67	\$ 57,635.71
Maint Admin	04140/04142	49.1	\$ 422.96	62.17	\$ 492.03	391.45	\$ 3,546.22
Facilities Admin	04250		\$ -		\$ -	0.00	\$ -
Maint	05145/05146	510.33	\$ 3,777.36	356.51	\$ 2,705.80	3504.22	\$ 26,697.01
Maint - Inspection	06145/06146/06148	553.7	\$ 5,404.04	381.64	\$ 4,129.70	3208.05	\$ 34,571.32
Facilities	12350	124.04	\$ 737.15	65.25	\$ 494.75	398.37	\$ 2,875.90
Money Room	15125	29.18	\$ 196.17	4.49	\$ 38.36	145.56	\$ 1,171.90
Customer Service	16215/75/76/90/91	172.7	\$ 1,287.27	136.24	\$ 1,153.64	1379.28	\$ 10,938.11
Safety	16615/85	114.16	\$ 1,818.79	111.11	\$ 1,279.50	1138.39	\$ 13,017.31
Admin & Risk	16715	8.1	\$ 51.89	15.04	\$ 123.88	86.81	\$ 672.61
IT	17015/10	7.52	\$ 71.51	33.57	\$ 300.02	285.38	\$ 2,664.83
Finance	17165/17865	10.21	\$ 92.14	40.40	\$ 427.37	298.86	\$ 2,900.92
Procurement/Grants	17965/80 & 17265/80	2.07	\$ 22.33	6.29	\$ 70.62	47.08	\$ 535.28
Executive	17610	30.06	\$ 307.02	3.21	\$ 25.07	602.76	\$ 5,557.94
Planning	17755	7.18	\$ 66.58		\$ -	41.16	\$ 408.57
Totals		6210.71	\$ 52,282.22	5671.77	\$ 50,476.28	43748.48	\$ 387,354.56

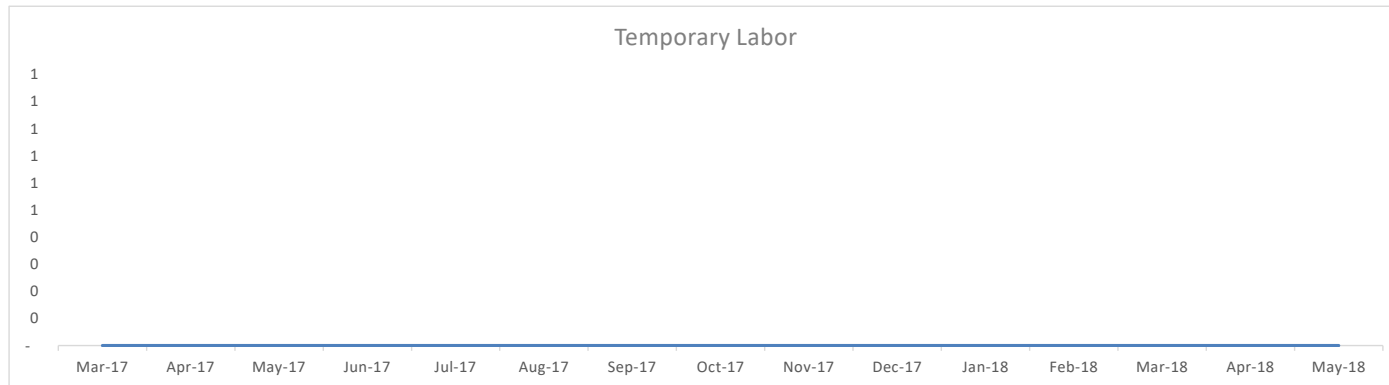
Findings : May 2018 overtime is 8.7% lower compared to May 2017.

PARATRANSIT COST
PER RIDERSHIP TREND
AS OF APRIL 2018

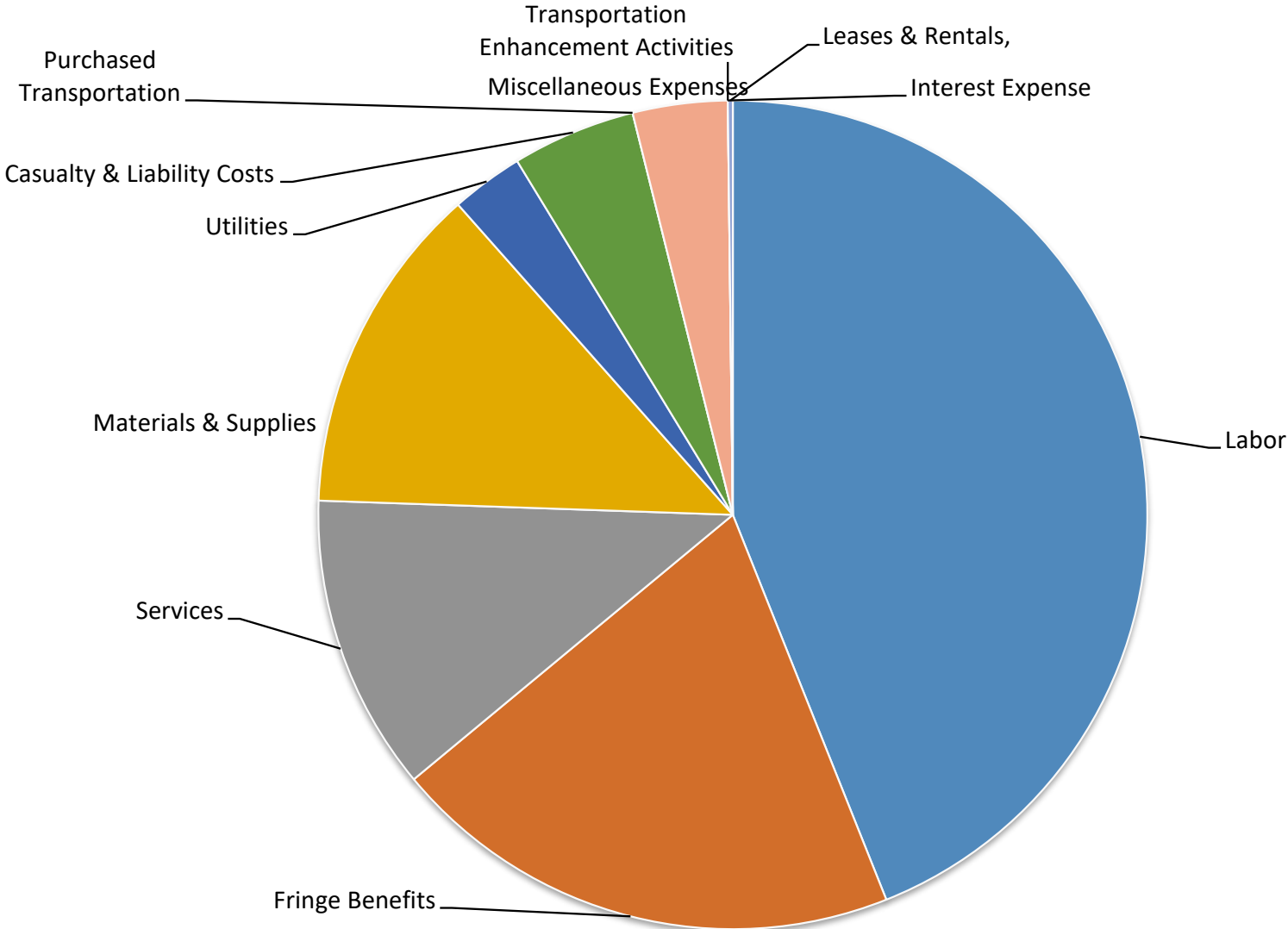
	Feb-17	Mar-17	Apr-17	May-17	Jun-17	Jul-17	Aug-17	Sep-17	Oct-17	Nov-17	Dec-17	Jan-18	Feb-18	Mar-18	Apr-18
30	42,194	45,287	44,462	45,176	91,429	36,091	52,266	53,287	58,714	52,266	45,644	37,841	49,433	35,123	38,116
35	253,278	256,396	250,552	260,491	260,865	248,984	268,928	219,759	265,510	268,928	240,875	228,667	200,116	225,938	207,770
Total	295,472	301,683	295,014	305,667	352,294	285,075	321,194	273,046	324,224	321,194	286,519	266,508	249,548	261,061	245,886
40	81,461	89,345	83,122	88,310	85,305	87,465	85,293	78,978	84,697	85,293	81,381	73,714	80,846	93,179	83,482
45	487,029	581,771	546,038	537,674	704,146	544,741	574,206	16,133	554,436	574,206	569,164	519,563	398,444	649,671	543,731
Total	568,490	671,115	629,160	625,984	789,451	632,206	659,499	95,111	639,132	659,499	650,545	593,276	479,290	742,850	627,214
13%	73,904	87,245	81,791	81,378	102,629	82,187	85,735	12,364	83,087	85,735	84,571	77,126	62,308	96,571	81,538
	Feb-17	Mar-17	Apr-17	May-17	Jun-17	Jul-17	Aug-17	Sep-17	Oct-17	Nov-17	Dec-17	Jan-18	Feb-18	Mar-18	Apr-18
Paratransit Service Costs	369,375	388,928	376,805	387,045	454,923	367,261	406,928	285,410	407,311	406,928	371,090	343,634	311,856	357,632	327,424
Ridership	8,014	9,076	7,018	8,117	6,967	5,251	9,007	8,509	9,736	8,877	7,706	8,646	9,123	9,895	9,895
Paratransit Cost per Ridership	46.09	42.85	53.69	47.68	65.30	69.95	45.18	33.54	41.84	45.84	48.16	39.74	34.18	36.14	33.09

Temporary Labor
As of May

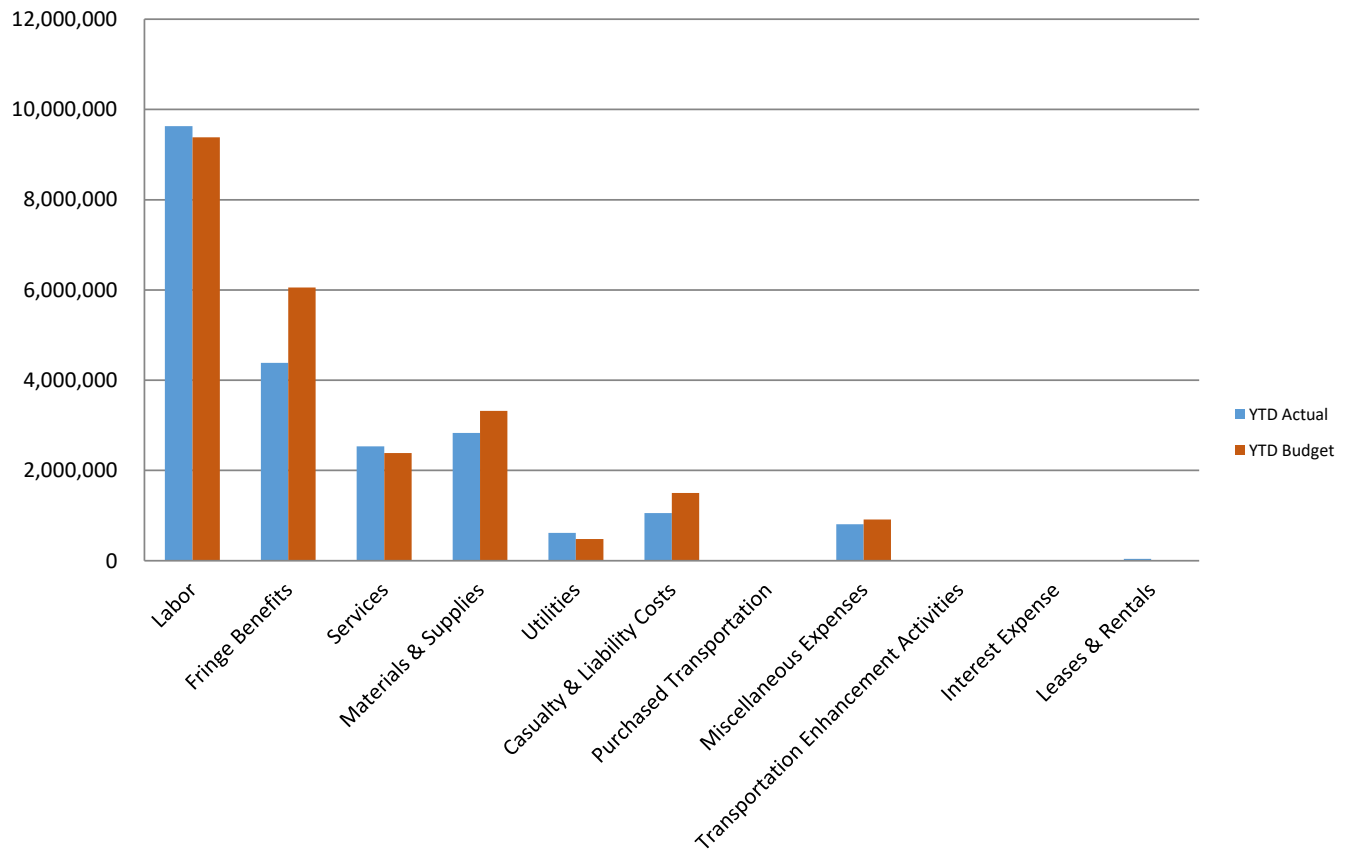
	Mar-17	Apr-17	May-17	Jun-17	Jul-17	Aug-17	Sep-17	Oct-17	Nov-17	Dec-17	Jan-18	Feb-18	Mar-18	Apr-18	May-18
Temporary Labor	-	-	-	-	-	-	-	-	-	-	-	-	-	-	-



Consolidated Expenses by Function Code YTD May 2018



Consolidated Expenses by Function Code Performance Against Budget YTD May 2018



Vendor	VendorName	Invoices
00001265	PAYROLL/CAPITAL/SI	\$6,289,620.01
00000018	BLUE CROSS BLUE SHIELD	\$3,756,311.69
00000002	REGIONS BANK	\$2,170,575.16
00001255	INTERNAL REVENUE-ACH TAXES	\$2,000,138.85
00000166	CLASTRAN	\$1,816,176.00
00001150	COBBS, ALLEN & HALL, INC	\$1,418,500.21
00000006	SPIRE	\$791,196.48
00001515	STRADA PROFESSIONAL SERVICES, LLC	\$740,493.17
00001254	ATA WORKERS' COMP FUND	\$377,679.00
00000027	CUMMINS MID-SOUTH, LLC	\$376,925.28
00000306	ALABAMA DEPARTMENT OF REVENUE	\$361,090.30
00000004	ALABAMA POWER	\$293,713.51
00001571	THE AFTERMARKET PARTS CO, LLC	\$284,009.04
00001038	GOODYEAR	\$232,661.20
00001574	MANSFIELD OIL COMPANY OF GAINSVILLI	\$217,840.89
00001388	Fuston, Petway & French, LLP	\$209,475.96
00001641	THE ANCON GROUP	\$184,235.00
00001549	Stivers Ford Lincoln, Inc	\$183,963.00
00001046	C. P CONSTRUCTION	\$175,751.56
00000284	ALABAMA MUNICIPAL INSURANCE CORP.	\$170,278.68
00001496	U.S. SECURITY ASSOCIATES, INC	\$156,369.01
00001180	HEAVY DUTY LIFT & EQUIPMENT, INC	\$133,283.72
00001568	THE ARC OF CENTRAL ALABAMA	\$126,067.20
00001645	FALLS FACILITY SERVICE, INC.	\$118,919.44
00000180	COMPASS BANK (VISA PAYMENT)	\$118,828.35
00000195	DEBORAH BYRD WALKER	\$104,891.59
00001784	DONOHOO CHEVROLET	\$98,830.20
00001403	Verizon Wireless	\$94,145.31
00000265	D. SIMS CRAWFORD	\$93,862.79

00000045	KURT'S TRUCK & PARTS CO., INC	\$92,635.30
00001684	W.W. WILLIAMS COMPANY, LLC	\$89,680.37
00000310	CITY OF BIRMINGHAM-TAXES ACH	\$87,702.11
00001611	Message Point Media of Alabama	\$84,536.00
00001205	MASTER SOLUTIONS, LLC	\$83,328.00
00000225	REGIONAL PLANNING COMMISSION	\$81,766.33
00001763	ROUTEMATCH SOFTWARE, INC.	\$79,893.00
00001144	BRIGHT HOUSE NETWORK, LLC	\$73,367.00
00000978	TRAVELERS AID SOCIETY OF B'HAM, AL.	\$73,361.80
00000050	LONG-LEWIS FORD	\$69,126.03
00000201	ATU # 725	\$68,796.12
00001638	TRINITY CONTRACTORS	\$68,086.25
00000492	FORT DEARBORN LIFE INSURANCE CO	\$64,569.49
00001522	SKYE CONNECT INCORPORATED	\$64,339.58
00001685	MED-I-BANK	\$61,511.59
00000266	ALABAMA CHILD SUPPORT PAYMENT CEN	\$61,348.96
00001516	RELY SUPPLY, LLC	\$54,507.06
00000202	AFLAC	\$42,980.60
00001843	OLYMPIC EQUIPMENT RENTALS	\$41,030.63
00001251	TERMINAL TEK, LLC	\$39,272.99
00001433	SUMMIT MEDIA	\$38,935.00
00001718	CUMULUS RADIO, CORP	\$36,750.00
00001778	BUSINESS SYSTEMS & CONSULTANTS, IN	\$36,403.53
00001370	NATIONWIDE RETIREMENT SOLUTIONS, II	\$36,075.56
00001586	WENDEL ARCHITECTURE, PC	\$35,900.19
00000086	WASTE MANAGEMENT	\$34,081.16
00000128	BIRMINGHAM WATER WORKS	\$32,410.38
00000185	ED'S REFURB & PRO DETAIL	\$32,350.00
00000012	AMERICAN OSMENT	\$31,538.48
00001812	MYRNA J. PITTMAN	\$30,380.00

00000380	4IMPRINT	\$29,739.00
00000107	THERMO KING OF MONTGOMERY	\$29,651.92
00001648	STEEL CITY SERVICES, LLC	\$29,596.00
00000610	STAPLES BUSINESS CREDIT	\$28,134.87
00000286	GFI GENFARE	\$27,070.30
00000003	ALLCOMM WIRELESS, INC.	\$26,905.26
00001563	RENAISSANCE ROSS BRIDGE GOLF RESC	\$26,902.83
00000090	JIM HARVEY'S SPRING & ALIGNMENT SVC	\$26,400.50
00000008	ARAMARK UNIFORM SERVICES	\$26,211.60
00000228	CDW GOVERNMENT, INC	\$26,023.90
00001650	G & G LAWN CARE, INC.	\$26,000.00
00000808	RICOH AMERICAS CORPORATION	\$25,706.38
00000385	ALABAMA DEPT. OF LABOR	\$25,671.96
00000062	NAPA AUTO PARTS, INC	\$25,426.61
00000075	SOUTHERN ARMATURE WORKS, INC	\$24,822.00
00001714	EDWIN DION JONES	\$24,290.25
00000146	WEIL WRECKER SERVICE, INC	\$24,270.00
00000139	LOOMIS, FARGO & CO.	\$23,190.36
00000096	AMERICAN PUBLIC TRANSPORTATION AS	\$22,925.00
00001557	3G CHEMICAL SOLUTIONS, LLC	\$22,673.81
00001345	ANTHONY MASON	\$21,726.00
00001770	ROGER J. EADY	\$21,631.25
00001827	ALABAMA SPORTS COUNCIL, INC.	\$21,548.00
00000770	WILKS TIRE & BATTERY SERVICE, INC	\$20,590.84
00001765	ChargePoint, Inc	\$20,577.00
00000917	DATA MANAGEMENT	\$20,045.83
00000415	AUBURN ENVIRONMENTAL CONSULTING/	\$19,495.00
00001710	JIHAD AHMAD	\$19,342.25
00001729	Erica Denise Storey	\$19,336.50
00000402	MARRIOTT LEGENDS	\$18,653.38

00000070	SAFETY-KLEEN SYSTEMS, INC	\$18,492.11
00001336	COREY GAUTHIER	\$18,176.75
00000150	HOME DEPOT	\$18,059.14
00000056	MUNCIE TRANSIT SUPPLY	\$18,021.98
00001019	BANKS, FINLEY, WHITE & CO.	\$18,000.00
00001343	CALEB PENN	\$16,969.75
00000217	JASPER ENGINES & TRANSMISSION	\$16,819.00
00001562	JAY INDUSTRIAL REPAIR, INC	\$16,690.63
00000659	HARDY SERVICES	\$16,293.55
00001359	LYNDON SCOTT MCCRAY	\$16,280.00
00000113	MUNICIPAL & COMMERCIAL	\$15,931.73
00000417	ETOWAH CHEMICAL SALES & SERVICE	\$15,500.00
00001773	WILLIAM ANDREW GULLEY	\$14,653.00
00001455	ANALYTICAL TESTING GROUP	\$14,648.00
00001541	REMIX SOFTWARE INC.	\$14,600.00
00001413	ALABAMA TRANSPORT REPAIR SERVICE	\$14,445.32
00001369	MACK A. TREADWELL, III	\$14,311.25
00001177	KID ONE TRANSPORT SYSTEM, INC	\$14,145.04
00001655	CREATIVE BUS SALES, INC	\$14,113.20
00000999	WHITING SYSTEMS, INC	\$13,764.06
00001678	THE ESB GROUP, INC	\$13,742.90
00001623	COX COMMERCIAL INTERIORS	\$13,678.93
00001708	PROVIDENT LIFE AND ACCIDENT INS. CO	\$13,247.78
00001344	DAMARCUS A. MITCHELL	\$13,131.75
00000035	FLEETPRIDE, INC	\$13,105.06
00001811	LIGHTHOUSE INTEGRATED SOLUTIONS	\$13,000.00
00001791	BENALYTICS CONSULTING GROUP, LLC	\$12,500.00
00001732	TERRY J. CHANDLER	\$12,300.00
00001332	BRANDON DAMETRICE LOWE	\$12,016.25
00000325	ANNE-MARIE ADAMS, CLERK	\$11,898.65

00001829	EYEMED VISION CARE LLC	\$11,811.02
00000042	THE JANEK CORPORATION	\$11,745.00
00001802	MOBILE LIFTS, INC.	\$11,707.85
00001699	GREGORY PEST SOLUTIONS	\$11,546.80
00001407	JONES WORLEY DESIGN, INC	\$11,150.00
00001719	ROBERT EARL LEWIS JR	\$11,089.25
00001551	DoubleTree Hotel Birmingham	\$10,690.31
00001846	MJ FLORAL FUSION	\$10,540.40
00001461	EVERBRIDGE, INC	\$10,498.00
00001272	JEFFERSON COUNTY FINANCE DEPARTM	\$10,416.68
00000270	STATE OF ALABAMA DEPT OF REVENUE	\$10,273.60
00001788	TIMOTHY TURNER, JR.	\$10,144.25
00001828	ERICA LOFTON	\$10,112.50
00001737	JEREMY HARRIS	\$9,852.50
00000530	LUBE SUPPLIES & SERVICE, INC	\$9,788.48
00001686	HOUSECAT DESIGN STUDIO	\$9,778.74
00000038	GRAINGER	\$9,771.56
00001243	ULINE, INC	\$9,760.11
00001824	GEORGE D. HARRIS	\$9,451.50
00001404	WATER WAY DISTRIBUTING COMPANY, IN	\$9,215.98
00000010	ADAMSON FORD, LLC	\$8,829.88
00000099	A-1 PRINT & COPY CENTER	\$8,781.52
00001102	WILL SCOTT & COMPANY, LLC	\$8,634.95
00001757	ROTO ROOTER	\$8,443.12
00000021	BIRMINGHAM HOSE	\$8,304.77
00001335	GEONECIA SHEVETTE THOMAS	\$8,066.00
00001463	DIRECTORPOINT, LLC	\$7,950.00
00001816	TWO MEN AND A TRUCK	\$7,911.25
00001546	ASPEN REFRIGERANTS, INC	\$7,449.95
00001045	BESCO STEEL SUPPLY, INC	\$7,259.55

00001679	Coca-Cola Bottling Company	\$7,145.59
00001363	CLYDE MARCUS COLEMAN	\$7,124.25
00001337	MICHAEL TURNER	\$7,050.00
00001848	MICHIGAN STATE UNIVERSITY	\$7,050.00
00001377	GATEWAY OUTDOOR ADVERTISING	\$7,000.00
00001394	CRV SURVEILLANCE, LLC	\$6,788.07
00001310	CSX TRANSPORTATION, INC	\$6,750.80
00001751	FASTSIGNS / ACCUPRINT	\$6,737.54
00001441	AVESIS Third Party Administrators, Inc	\$6,690.25
00001825	KESHA L. BOGUS	\$6,545.00
00000285	EUROFINS ANA-LABORATORIES	\$6,440.00
00000024	BUDGET JANITORIAL SUPPLY, INC	\$6,387.39
00001630	GROUPE LACASSE LLC	\$6,155.60
00001787	NORMAN ADAMS	\$6,007.75
00001280	ALABAMA MEDIA GROUP	\$5,979.75
00001587	RELADYNE MID-SOUTH, INC	\$5,926.60
00001176	REVELATIONS	\$5,903.20
00000114	VENTURENET	\$5,836.95
00000089	NELSON GLASS COMPANY, INC	\$5,835.59
00001454	DSI Medical Services, Inc	\$5,596.50
00000437	EMPLOYMENT SCREENING SERVICES	\$5,523.85
00001423	WIAT - TV	\$5,456.54
00000283	THOMPSON CAT	\$5,374.89
00001299	BIRMINGHAM HOUSING AUTHORITY	\$5,250.00
00000028	CASSADY & SELF GLASS CO. INC	\$5,090.48
00001767	TEVON DEKUAN IRBY	\$5,045.00
00000009	AUTOMOTIVE FRICTION MATERIAL CO., IN	\$4,977.50
00000065	OFFICE DEPOT	\$4,963.43
00000005	AT&T	\$4,946.41
00000459	SPRINGER EQUIPMENT	\$4,898.38

00001547	SPANCOM SERVICES, INC.	\$4,796.00
00000393	BROADLUX, INC	\$4,713.42
00001424	WVTM - TV	\$4,675.00
00001062	ELECTRONIC DATA MAGNETICS, INC	\$4,600.00
00001855	TOP GOLF USA BIRMINGHAM, LLC	\$4,585.25
00001357	RONALD BUSH	\$4,563.00
00001482	ANGELTRAX	\$4,515.57
00001826	InCARE TECHNOLOGIES, INC.	\$4,503.98
00001796	CAFI, LLC	\$4,495.00
00001594	MOBILITYWORKS	\$4,493.05
00000463	COMTO	\$4,445.00
00000076	SOUTHERN COACH PARTS CO., INC	\$4,412.90
00001862	WALLACE RUSSELL	\$4,387.50
00001578	CHRISTIAN HEROD	\$4,208.25
00000039	AIRGAS SOUTH, INC	\$4,202.78
00001300	STRICKLAND PAPER COMPANY, INC.	\$4,100.68
00000222	SOUTHERN AUTOMOTIVE LIFT	\$4,096.00
00000454	QUINTE PLASTICS LTD.	\$4,032.00
00001789	PRINCE E. YELDER	\$4,000.00
00001800	SmartProcure Inc	\$4,000.00
00001772	ALLIED INTERSTATE LLC	\$3,961.59
00001506	MALWAREBYTES CORPORATION	\$3,919.00
00001260	SAFETY VISION	\$3,915.63
00001849	SINCLAIR TELEVISION STATIONS, LLC	\$3,900.00
00000452	O'REILLY AUTOMOTIVE, INC	\$3,895.36
00001749	ANTONIO WASHINGTON	\$3,860.50
00001847	GLOBE TICKETS, CTI/USA	\$3,851.00
00001346	CRAIG NORD JR.	\$3,841.00
00000955	ASCENSUS	\$3,817.50
00000835	SKILLPATH	\$3,815.91

00001842	DONALD REESE	\$3,800.00
00000144	SHERWIN- WILLIAMS	\$3,795.01
00001840	BRANDON A. SMITH	\$3,775.00
00001876	ISAAC SIMMONS	\$3,725.00
00001034	GILLIG LLC	\$3,684.66
00001851	ALONZO GEOWASKI DICKINSON	\$3,662.50
00000593	PHOENIX ENERGY CORP	\$3,655.49
00000074	SAAB TIRE	\$3,610.07
00001839	GEORGE V. SAMPSON, JR.	\$3,575.00
00000301	AMERICAN FLAG CO., INC	\$3,559.00
00001245	FIREMASTER	\$3,531.52
00001416	SHIFT MARKETING CONSULTANTS	\$3,500.00
00001089	COMMUNITY TRANSPORTATION ASSOCIA	\$3,425.00
00001823	JAMAL RAHMAN BOYKIN	\$3,415.04
00001323	CTC SUPPLIES	\$3,397.66
00000244	SCHINDLER ELEVATOR CORPORTATION	\$3,308.12
00001837	JOSEPH WALLACE, JR.	\$3,300.00
00001382	ENVIRONMENTAL SYSTEMS RESEARCH II	\$3,282.19
00001348	CHARLES WILSON JR.	\$3,214.00
00001555	Phyllis Goode	\$3,210.00
00000606	JAMES DEAN VISUAL ART SERVICE	\$3,193.00
00001456	Charles Nechtem Associates, Inc	\$3,041.10
00000263	ESTES EQUIPMENT CO. INC	\$3,009.88
00000935	BIRMINGHAM BUSINESS ALLIANCE	\$3,000.00
00001533	United Negro College Fund (UNCF)	\$3,000.00
00001883	DIGITAL FULCRUM, LLC	\$3,000.00
00001275	MERCHANT SERVICES	\$2,961.64
00001777	DERRICK HOPKINS	\$2,916.75
00001216	NEW FLYER OF AMERICA, INC	\$2,880.62
00001845	YELLOW BICYCLE CATERING	\$2,786.25

00001740	Vincent E. Brown	\$2,727.50
00001172	METRO MINI STORAGE	\$2,712.00
00001868	CASELLA DEMOND SCOTT	\$2,700.00
00000898	NC CHILD SUPPORT CENTRALIZED COLLE	\$2,667.64
00001819	GLOBAL COMPRESSOR LP	\$2,570.68
00000047	JOHNNYE P. LASSITER	\$2,553.26
00001680	J-RAG, INC.	\$2,529.50
00000350	THE SIGN SHOP, LLC	\$2,519.50
00001703	GIRLS INCORPORATED OF CENTRAL ALAI	\$2,500.00
00001854	VISION BEAUTY DISTRIBUTORS, LLC	\$2,500.00
00001872	Childrens Village Inc	\$2,500.00
00001863	TAILGATE GUYS, GAME DAY TENTS, SPEC	\$2,475.17
00000162	TYCO INTEGRATED SECURITY	\$2,446.59
00001041	ACME MUFFLER LLC	\$2,400.00
00001858	WINSTON HUNT	\$2,400.00
00001865	JIM N NICKS MANAGEMENT LLC	\$2,345.60
00000085	VARITECH INCORPORATED	\$2,341.42
00000574	WHEEL & RIM, INC	\$2,265.00
00001591	Scott Real Estate Valuation & Consulting	\$2,250.00
00001756	NAUGHTY BUT NICE KETTLE CORN CO.	\$2,222.00
00001449	THE BIRMINGHAM MARKET	\$2,200.00
00001442	24 Communications	\$2,186.48
00001056	PHEAA	\$2,180.95
00001564	VERITECH, INC	\$2,175.00
00001754	MULLINS BUILDING PRODUCTS,	\$2,169.43
00000131	FEDEX - OFFICE	\$2,137.70
00001712	Teklinks, Inc	\$2,050.00
00001817	GOTCHA MEDIA HOLDINGS, LLC	\$1,950.00
00000268	STATE OF FLORIDA DISBURSE. UNIT	\$1,938.00
00000693	MSC INDUSTRIAL SUPPLY CO.	\$1,925.44

00000646	HAYES SHOES	\$1,909.93
00001233	ALABAMA INDUSTRIAL PRODUCTS, LLC	\$1,899.81
00001688	MURFEE MEADOWS, INC.	\$1,845.50
00001420	CROWN TROPHY OF PELHAM	\$1,804.00
00000126	BAYLISS MACHINE	\$1,790.88
00000639	NEOPOST, INC.	\$1,710.46
00001885	JAMES RICHARDSON	\$1,600.00
00001775	ASP OF BIRMINGHAM	\$1,560.00
00001861	HILLARY L. CASTLEBERRY	\$1,550.00
00001815	GOLDEN OPENINGS	\$1,520.00
00001831	Solar Control Specialist	\$1,507.50
00001464	UNITED TURBO & FUEL, INC	\$1,505.88
00000234	BOWMAN BROS. TRIM & GLASS	\$1,500.00
00000105	ZEP MANUFACTURING COMPANY	\$1,464.88
00001859	BARCO PRODUCTS CO	\$1,420.11
00000106	BIRMINGHAM TROPHY SHOP, INC	\$1,418.65
00000458	TOTAL FILTRATION SERVICES, INC.	\$1,407.00
00000859	INTERNAL REVENUE	\$1,375.00
00001460	US DEPARTMENT OF EDUCATION	\$1,363.42
00000183	FIRE SAFE	\$1,325.65
00000092	BARBER CO	\$1,320.00
00000055	MOHAWK MFG. & SUPPLY CO.	\$1,308.85
00001693	Forrest Hardy	\$1,300.00
00000181	J. T. SMALLWOOD	\$1,265.54
00001745	Aaron Smith	\$1,258.50
00001884	LAMAR OUTDOOR ADVERTISING	\$1,250.00
00000528	PATRICK SELLERS	\$1,218.81
00001451	LAKESHORE FOUNDATION	\$1,208.00
00001179	KRAUS GLOBAL INC	\$1,172.64
00001836	M L LEONARD	\$1,162.50

00001807	RUBY DAVIS	\$1,125.80
00001338	JOHN EVERETTE GREEN	\$1,114.50
00001780	ELEVATE COMMUNICATIONS, LLC	\$1,100.00
00001769	OLIVIA'S	\$1,081.00
00000221	CHRISTOPHER BOLLING	\$1,080.00
00001806	KEVIN POWE	\$1,071.11
00000545	PRO-TOW	\$1,065.00
00001805	THEODORE SMITH	\$1,049.32
00000558	BANK SUPPLIES, INC.	\$1,029.50
00001513	RICHARDSON BROADCASTING CORPORA	\$1,000.00
00001785	CHRIS COLEMAN RADIO NETWORK	\$1,000.00
00001875	HANDS ON BIRMINGHAM	\$1,000.00
00001803	AMERICAN SENSOR TECHNOLOGIES, INC	\$979.59
00000979	BALCH & BINGHAM, LLP	\$975.00
00000624	BAUDVILLE INC.	\$973.61
00000797	BATTERIES PLUS	\$963.80
00000175	SWAGELOK ALABAMA/WEST TENNESSEE	\$948.35
00001702	ICING ON THE COOKIE, LLC	\$900.00
00000455	SIMPLEX GRINNELL	\$889.23
00000511	DIVISION OF CHILD SUPPORT	\$878.55
00001437	INDUSTRIAL WASHER SERVICES, LLC	\$872.35
00000768	TRANSIT TALENT.COM; LLC	\$805.00
00001426	PETTY CASH	\$799.86
00001810	RITA WELLER DAFFINSON	\$790.00
00001528	SMITH WASTE OIL, INC	\$780.00
00000430	Niki's West	\$770.00
00001619	CUMMINS-ALLISON CORP.	\$770.00
00001507	TechBirmingham	\$750.00
00001793	TAYE HAILU	\$750.00
00000628	PUBLIX	\$725.00

00001697	ZONES, INC.	\$720.00
00001565	HELP DESK TECHNOLOGY CORP	\$694.00
00001028	CRANWORKS, INC	\$691.70
00001665	MARTIN WEINBERG	\$681.72
00001752	UNDERCOVER ENTERTAINMENT, LLC	\$675.00
00000248	LEVELCON-MICRO-DESIGN	\$641.81
00000007	ALABAMA LOCK & KEY CO., INC.	\$626.33
00001649	PB3LLC	\$600.00
00000258	PETTY CASH- TRANS	\$584.78
00000774	YELLOW PAGES, INC.	\$579.00
00001799	ARCHITECTURAL GRAPHIC & DESIGN SPE	\$575.00
00001853	WHEELER WRECKER SERVICE	\$550.00
00001184	SUSAN G. KOMEN FOUNDATION	\$545.00
00001774	CAREERTRACK	\$545.00
00001588	Ron Sweeney	\$543.39
00001315	Diamond Golfs Cars, LLC	\$525.00
00001792	ANGELA BRYANT	\$525.00
00001835	STANLEY STEEMER OF NORTH CENTRAL	\$523.60
00001860	ADDIWAY OIL LLC	\$520.00
00001392	CATHY A. ELLIOTT MOBLEY	\$501.50
00000880	MISSION ALABAMA	\$500.00
00001790	ARIES PRODUCTIONS	\$500.00
00001127	Coller Industries Incorporated	\$495.11
00001881	CURTIS NORRIS	\$487.50
00001814	CORNERSTONE CONTRACTING INC.	\$482.00
00000083	UNITED PARCEL SERVICE	\$469.63
00000173	WASHEE-QUICKEE	\$467.97
00000171	RYDER FLEET PRODUCTS	\$460.00
00001739	Business Electronincs Corp	\$450.00
00001582	WILEY GRAPHICS, LLC	\$449.00

00001711	LUCIUS MOSS	\$444.00
00001844	US DEPARTMENT OF TREASURY	\$426.35
00001768	MEEKS ENVIRONMENTAL SERVICES, LLC	\$425.00
00001804	NICHOLAS HARTMANN	\$425.00
00000614	AT WORK UNIFORMS	\$424.80
00000509	BIRMINGHAM WINNELSON CO	\$408.19
00001771	Special Events Rentals	\$406.25
00001766	ADVANTAGE WASTE, LLC	\$390.00
00001850	A-1 AUTO ELECTRIC/A-1 ALTERNATIVE FU	\$386.68
00000134	FEDEX	\$369.51
00001691	LOCKETIN PRODUCTION	\$360.00
00001857	DERRICK MAURICE LEWIS	\$350.00
00001864	RONALD E. PRIDE	\$350.00
00001841	NATIONAL PEN CO, LLC	\$344.90
00000049	LINDSEY OFFICE FURNISHINGS	\$335.00
00000109	THE BIRMINGHAM TIMES	\$303.60
00001281	PELHAM INDUSTRIAL MFG., INC	\$291.20
00000140	MYERS TIRE SUPPLY DISTRIBUTION, INC	\$286.03
00001566	AABCO RENTS INC	\$280.00
00001669	DISTRICT COURT	\$256.88
00001798	D2 LINE DANCING	\$250.00
00001822	BILL HENRY	\$250.00
00001856	Interiorscapes, Inc.	\$229.38
00001776	LENOVO (UNITED STATES), INC.	\$229.27
00000323	QUILL CORPORATION	\$226.51
00000082	TRANSPORTATION SOUTH, INC	\$218.73
00001589	DONALD A. HARWELL	\$215.70
00000013	AMERICAN VIDEO & ALARM, INC	\$205.00
00001794	BENJAMIN DENNIS	\$200.00
00001171	FRED PRYOR SEMINARS/CAREER TRACK	\$198.00

00000315	LIGHT BULB DEPOT 6, LLC	\$195.10
00000587	SUNBELT RENTAL	\$194.42
00000348	SOCIETY FOR HUMAN RESOURCE MANAC	\$194.00
00000469	AMERICAN PIPE & SUPPLY	\$180.84
00000269	U.S. DEPARTMENT OF EDUCATION	\$180.46
00000748	PLAYNETWORK, INC.	\$179.70
00001730	Andrew Smith Jr.	\$178.75
00000182	FORBES DISTRIBUTING CO., INC	\$170.00
00001616	GALLERY SERVICES, INC.	\$168.00
00000300	CITY OF BIRMINGHAM	\$157.30
00000732	CITY OF MIDFIELD	\$150.00
00000219	ALABAMA DEPT. OF REVENUE	\$145.50
00001760	GRAYBAR ELECTRIC COMPANY	\$133.02
00000177	ABSOLUTE CLEANING OPERATIONS, INC	\$125.00
00000371	P.A. AUTOMOTIVE, INC.	\$125.00
00001274	EAGLE MS	\$107.65
00001852	A. BOSWELL PHOTOGRAHPHY	\$100.00
00001809	TAMEKA WREN	\$88.53
00001808	MYEISHA HUTCHINSON	\$78.25
00000204	MAYER ELECTRIC SUPPLY CO	\$74.42
00001795	RIB-IT-UP	\$70.00
00000053	MOTION INDUSTRIES	\$55.56
00001746	Vulcan Industrial Supply	\$34.70
00000338	BIRMINGHAM LOCK AND SAFE, INC.	\$14.00
00001667	PSI REPAIR SERVICES, INC	\$10.82
00000011	ALABAMA INTERACTIVE, INC	\$9.75
00000620	FASTENAL COMPANY	\$3.00
00000087	W.W. WILLIAMS	\$0.00
00000311	TRAVIS A HULSEY, DIRECTOR	\$0.00
00001579	GLOBAL EQUIPMENT COMPANY - GLOBAL	\$0.00

00001782	TOTAL PRAISE GRAPHICS & IMAGING	\$0.00
00001291	FRANK TOPPING	(\$27.40)
00000095	ALABAMA DEPT. OF ENVIROMENTAL MNG	(\$30.00)
00001443	EMMA TOLBERT	(\$31.46)